

# **Kupu Pathways & Continuing Professional Education**

**In Partnership with Arizona State University**

# Overview

- What is Kupu Pathways? Who is it for?
- Steps to register and earn credit
- Costs
- FAQ
- What is Continuing Professional Education? Who is it for?
- Contact info & important links
- Questions

# What is Kupu Pathways? Who is it for?

- Partnership with ASU's Earned Admissions Program since April 2020
- Quick and simple, financial affordable way to earn college credit OR sit in on a class of interest for free without earning credit
- Open to current Kupu program participants, Kupu alum and staff
- For anyone wanting to make progress towards a Bachelor's degree




**Whether you need a fresh start  
or a jump start, Kupu Pathways  
is your answer.**

1

### Register

#### Begin the process

Click here to begin registering for Earned Admission.



### Receive access

#### Check your email

You will receive an email within 2-3 business days of registering with your ASURITE ID, which you will use to access your Earned Admission courses from your My ASU homepage.

2

3

### Upgrade your course

#### How to upgrade

In order to be eligible to receive academic credit, you must upgrade your course and verify your identity.

Use your ASURITE User ID to log in to the Earned Admission dashboard. Click the "Upgrade" button on the course name within your dashboard, and pay the \$25 fee.

Next, you will be prompted to verify your identity by providing a photo of yourself and a government-issued ID. You only need to verify your identity once ever while completing the Earned Admission program.



### Start your course

4

#### Complete your coursework

Begin completing your coursework by submitting all requested assignments by the due dates listed in the syllabus.

At the end of most courses, you will need to take an online proctored exam. For more information, read the following resources on exams:

- Preparing for proctored exams
- Exam proctoring
- Technical requirements
- Exam rules


5

### Receive credit

#### Pay and earn credit

Happy with your final grade? Great! Pay the \$400 course fee and receive academic credit, which will appear on My ASU and your official ASU transcript.

Not happy with your grade? Take the course again and only pay when you are satisfied.




### Earn admission into ASU

6

#### You're ready to begin

If you complete your required credit hours with a 2.75 GPA or higher, you are eligible for admission into ASU. Apply to ASU and begin to pursue your undergraduate degree.



- Register at [kupu.ea.asu.edu](http://kupu.ea.asu.edu)
- Obtain an ASURITE ID within 2-3 days
- Log-in to choose courses and click on "Upgrade" (\$25 per course attempt)
- Obtain college credit if satisfactory grade is received (\$400 per course) by clicking on "Add to Transcript" after completing your course.

# Kupu Pathways Web Application

## GENERAL



[ASU Home](#) ▾ [My ASU](#) [Colleges and Schools](#) ▾ [Map and Locations](#) ▾ [Directory](#)

### Earned Admission



[Help](#)

[Log In](#)

### Earned Admission

Arizona State University is excited to bring you a new opportunity to make progress toward a degree and earn your way into ASU. If this is your first time here, please register below.

[Log In](#)

[Register](#)



[kupu.ea.asu.edu](https://kupu.ea.asu.edu)

# Kupu Pathways Registration Process

ASU Arizona State University

ASU Home ▾ My ASU ▾ Colleges and Schools ▾ Map and Locations ▾ Directory

Search

Earned Admission

Help Log In

**Earned Admission**

Arizona State University is excited to bring you a new opportunity to make progress toward a degree and earn your way into ASU. Please click Log In or Register below to get started.

First Name Future	Last Name SunDevil
----------------------	-----------------------

*Must match photo ID*


Email Address  
sparkysnumberonefan@gmail.com

*This is where we will send all important emails*

**BIRTHDAY**

Month February ▾	Day 3 ▾	Year 1997 ▾
---------------------	------------	----------------

[Begin Registration →](#)



- Once you click on Register on the Web Application page, you click on “Register”
- If you already have an ASURite, then you will be caught by a “Traffic Cop” that will recognize your email and date of birth in the fields to the left and redirected to Login with their ASURite and password.
- If you do not have an ASURite, you will need to complete this form so you can be issued an ASURite.

# Kupu Pathways Registration Process

## Earned Admission

[Help](#) [Log In](#)

### Earned Admission

Tell us a little about yourself.

PHONE NUMBER

+1 844 691 2241	Start typing address here... Skysong 1, Scottsdale, AZ 85257, USA
-----------------	--

MAILING ADDRESS

Street Address Skysong 1	City Scottsdale	State AZ	Zip Code 85257	Country US
-----------------------------	--------------------	-------------	-------------------	---------------

DEMOGRAPHICS

Gender Male ▾	Ethnicity Other ▾	Household Income \$35,000-\$49,999 ▾
------------------	----------------------	---

[← Back](#) [Next →](#)

- ✓ Name and Email
- 2 Contact Details
- 3 Confirmation

- After providing your name and details, you will be prompted to submit your Contact Details.
- The only field that is not required is the Household Income.

# Kupu Pathways Registration Process

The screenshot shows the ASU Earned Admission registration process. At the top, there is a navigation bar with links for ASU Home, My ASU, Colleges and Schools, Map and Locations, and Directory. Below this is a search bar. The main content area is titled "Earned Admission" and features a blue header. The page is divided into four steps, each with an icon and a description. Step One: An envelope icon, "STEP ONE", "You will receive an email in the next 2-3 business days containing your ASURITE UserID. This is your unique ASU login credential." Step Two: A computer monitor icon, "STEP TWO", "Once you've received your ASURITE, follow the directions in the email to activate it." 1. After activating your ASURITE, please wait 24 hours before logging in to allow ASU's systems time to sync your account. 2. In the meantime, please review our [course catalog](#). Step Three: A right-pointing arrow icon, "STEP THREE", "Once the above steps are completed, sign into your student dashboard at [welcome.ea.asu.edu](#) and begin enrolling in classes." Step Four: A graduation cap icon, "STEP FOUR", "Congratulations!". On the right side of the page, there is a vertical sidebar with a "You're all set!" header and a list of three items: "Name and Email", "Contact Details", and "Confirmation", each with a checkmark icon.

ASU Home ▾ My ASU Colleges and Schools ▾ Map and Locations ▾ Directory


Search


Earned Admission

Home Help Log In


## Earned Admission


Success! We have received your information. What happens next?


 **STEP ONE**  
You will receive an email in the next 2-3 business days containing your ASURITE UserID. This is your unique ASU login credential.


 **STEP TWO**  
Once you've received your ASURITE, follow the directions in the email to activate it.


1. After activating your ASURITE, please wait 24 hours before logging in to allow ASU's systems time to sync your account.
2. In the meantime, please review our [course catalog](#).

 **STEP THREE**  
Once the above steps are completed, sign into your student dashboard at [welcome.ea.asu.edu](#) and begin enrolling in classes.

 **STEP FOUR**  
Congratulations!

 Name and Email

 Contact Details

 Confirmation

- After submitting Contact Details.
- You will be given a “Success!” page.
- Should expect your new ASURite created and have sent an activation email within 72 hours.
- It is important to know that once you activate your ASURite, it will take an additional 24 hours until you can log into your dashboard.



# Kupu Pathways Course Selection

The screenshot displays the ASU Earned Admission dashboard. At the top, there is a navigation bar with links for ASU Home, My ASU, Colleges and Schools, Map and Locations, and Directory, along with a search box. Below this is a dark navigation bar with 'Dashboard' selected, and other options like 'Add Courses', 'Course History', 'Help', and 'Log Out'. The main content area is divided into several sections: 'My Current Courses' (a blue header) with a message stating the user is not signed up for any courses yet; a section for selecting a session start date with a dropdown menu and a 'Start adding courses' button; an 'ID Status' section with a yellow background indicating 'Not Verified' and a link to verify the ID; an 'Announcements' section with a 'Hello, Sarah!' greeting and a welcome message; and a 'Resources' section at the bottom left.

- Once you activate ASURite and log in, this is your blank dashboard.
- You can immediately start adding courses for multiple session start dates, verifying your ID, and utilizing the transfer credit guide to prevent any overlap in transfer credits.
- All important Kupu Pathways announcements can be found here as well.

# Kupu Pathways Course Selection

**Course Search**

Search our course catalog or view all available courses below.

Session

---

**EXW 100 Introduction to Health and Wellness** ⓘ

START	CREDITS	LENGTH
03/17/2020	3 Credits	8 weeks

[Add Course](#)

---

**CIS 105 Computer Applications and Information Technology** ⓘ

START	CREDITS	LENGTH
03/17/2020	3 Credits	8 weeks

[Add Course](#)

---

**HST 102 Western Civilization: Ancient and Medieval Europe** ⓘ

START	CREDITS	LENGTH
03/17/2020	3 Credits	8 weeks

[Add Course](#)

---

**CPP 112 National Service and American Democracy** ⓘ

START	CREDITS	LENGTH
03/17/2020	3 Credits	8 weeks

[Add Course](#)

---

**Selected Courses**

Select your courses to finalize your schedule and continue registration

**Have you taken college courses before?**

We want to ensure you don't enroll in courses you've completed previously at another institution. Check the Transfer Credit Guide to make sure you don't take the same course twice.

Need help? [Visit us here.](#)

[Transfer Credit Guide →](#)

- As soon as you click on “Start Adding Courses” you will be able to type in a ‘Keyword’ or use the ‘Session’ dropdown to limit which courses you can select.
- We always encourage you to check your Transfer Credit Guide for any potential transfer course overlap.

# Kupu Pathways Upgrading to the Credit Eligible Track

The screenshot shows the ASU Earned Admission dashboard. At the top, there is a navigation bar with links for ASU Home, My ASU, Colleges and Schools, Map and Locations, and Directory, along with a search box. Below this is a dark navigation bar with buttons for Dashboard, Add Courses, Course History, Help, and Log Out. The main content area is divided into several sections: 'My Current Courses' with an 'Add Courses' button, a table for 'College Algebra' (MAT 117) showing start and credit information, and an 'Upgrade' button; 'Resources' with links for course recommendations and proctored exams; and 'Announcements' with a personalized greeting for Sarah and a message about college course history. A yellow banner at the top right of the main content area indicates 'ID Status Not Verified' with a warning icon and a link to verify the ID.

ASU Arizona State University

ASU Home My ASU Colleges and Schools Map and Locations Directory

Search

Earned Admission

Dashboard Add Courses Course History Help Log Out

My Current Courses Add Courses

MAT 117	College Algebra	...
START	CREDITS	
12/9/2019	3 Credits	

Upgrade

ID Status Not Verified

Click here to verify your ID now. You'll need to do this before you can pursue any courses for credit.

Resources

Not sure what courses to take?

Visit our [Courses](#) page to view recommended courses for your degree path.

Be prepared for proctored exams

See our [ID verify and Exam Proctoring Rules](#) to learn more about proctoring details.

Announcements

Hello, Sarah!

Welcome to your learner portal

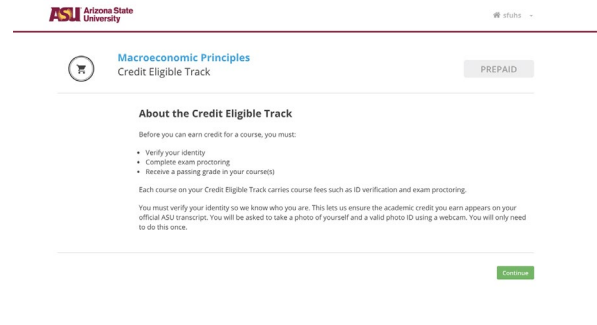
Have you taken college courses before?

Avoid taking the same class twice, check the [Transfer Credit Guide](#) before selecting your next course!

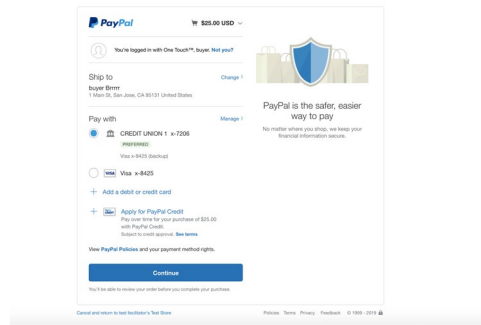
- In order to take any course for credit, you must:
  - Pay the \$25 fee through PayPal
  - Complete ID verified (taking a picture of themselves and a picture of their government issued ID using their computer's webcam)

# Process of Upgrading for Credit

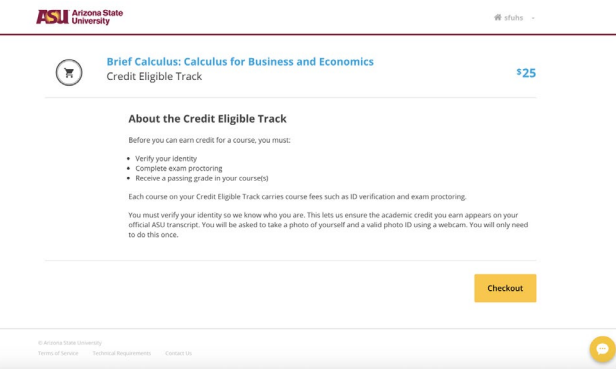
Click on “Upgrade.”



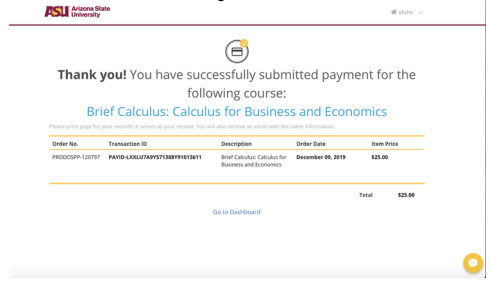
Redirected to PayPal where you can guest checkout to pay the \$25



Clicks on “Checkout.”



Once the payment is made, you will receive a transaction ID number and you can return to dashboard.



# Process of Upgrading for Credit

The screenshot shows the ASU EdPlus dashboard. At the top, there is a navigation bar with the ASU logo, "Arizona State University", and links for "ASU Home", "My ASU", "Colleges and Schools", "Map and Locations", and "Directory". A search bar is also present. Below the navigation bar, the "Earned Admission" section is active, with a sub-menu containing "Dashboard", "Add Courses", "Course History", and "Help". A "Log Out" button is in the top right of this menu.

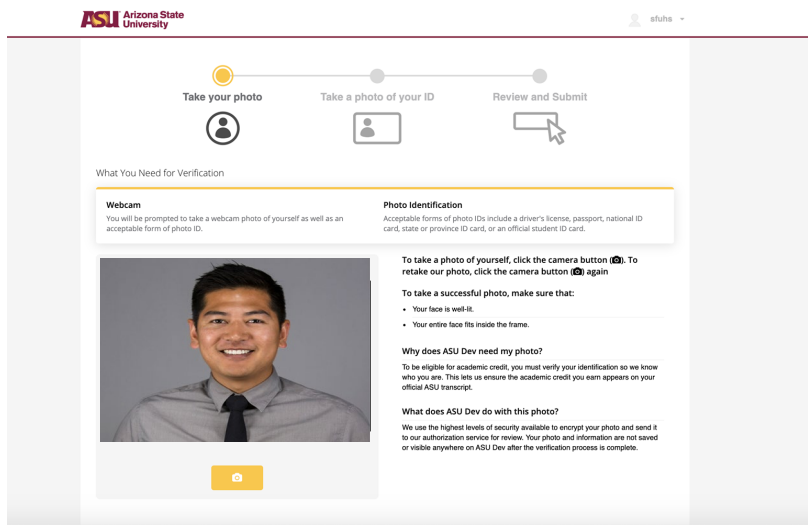
The main content area is divided into several sections:

- My Upcoming Courses:** A blue header with an "Add Courses" button. Below it, a table lists the course "MAT 210 Brief Calculus". The table has columns for "START" (1/14/2020) and "CREDITS" (3 Credits). A "Verify identity" button with a right-pointing arrow is positioned to the right of the course entry.
- ID Status:** A yellow box with a person icon and the text "ID Status Not Verified" with a warning triangle. Below it, a link says "Click here to verify your ID now. You'll need to do this before you can pursue any courses for credit."
- Resources:** A grey header with two sections: "Not sure what courses to take?" with a link to the "Courses" page, and "Be prepared for proctored exams" with a link to "ID verify and Exam Proctoring Rules".
- Announcements:** A grey header with a "Hello, Sarah! Welcome to your learner portal" message. Below it, a message asks "Have you taken college courses before?" and advises checking the "Transfer Credit Guide" before selecting a course.

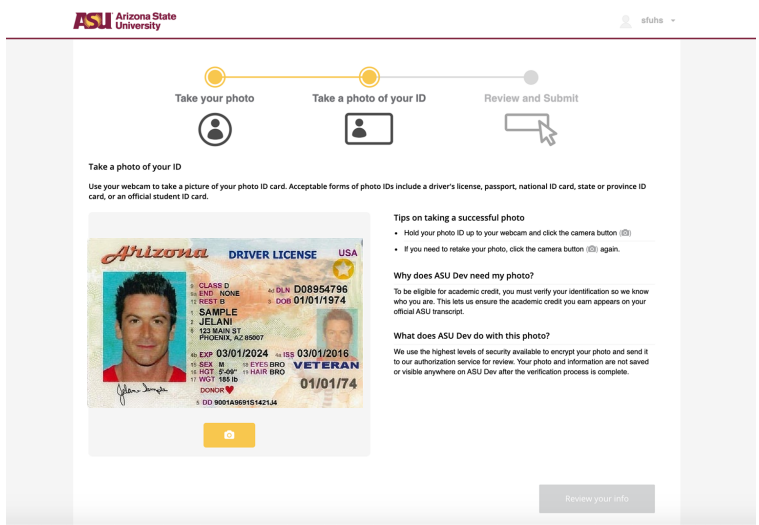
- Once you complete Upgrading for credit, you must verify your identity by clicking on the “Verify Identity” button or the “Click here” link under the yellow ID Status box.

# ID Verification Process

As soon as you press “Verify Identity” you will be prompted to take a picture of yourself and a picture of your government issued identification card.



You will first take a picture of yourself.



You will then take a picture of your ID and click on 'Review your Info.'



We recommend you complete ID verification on a computer with a webcam. This process is not compatible with mobile devices (i.e. smartphones, tablets, or Chromebooks)

# ID Verification Process



## Review Your Photos

Make sure we can verify your identity with the photos and information you have provided.



### Photo requirements:

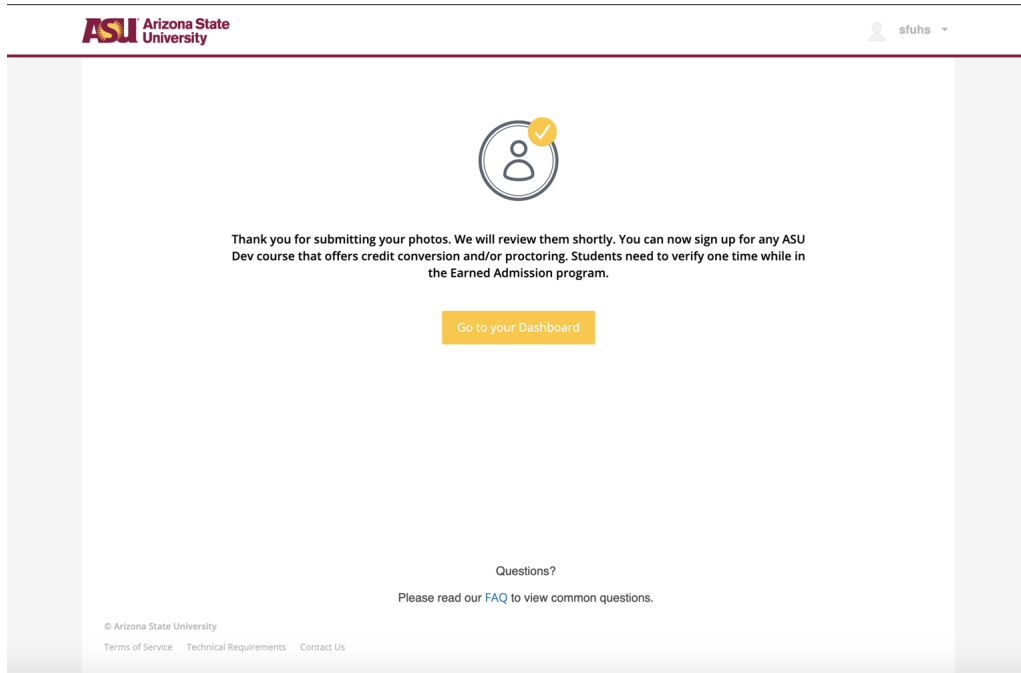
- Does the photo of you show your entire face?
- Does the photo of you match your photo ID?
- Can you easily read the name listed on your photo ID?
- Does the name on your ID match your account name: Sarah Johnson? If not you can [request a name change](#)

Photos don't meet the requirements? [Retake Your Photos](#)

Submit

- You will confirm the two photos you have taken.
- You must ensure that you are:
  - Clear and eligible
  - Your ID must match what is in ASU's systems.
- If you do not feel like these are good pictures, you can retake them before submitting them.
- If you believe they are quality photos, then you can submit those pictures.


# ID Verification Process



- You will confirm the two photos you have taken.
- You must ensure that you are:
  - Clear and eligible
  - Your ID must match what is in ASU's systems.
- If you do not feel like these are good pictures, you can retake them before submitting them.
- If you believe they are quality photos, then you can submit those pictures.



# Verification: Email Confirmation

 Reply  Reply All  Forward  IM




Mon 6/11/2018 12:27 AM

earnedadmission@asu.edu

**Verification photos received**

To  Richard Chun

 Click here to download pictures. To help protect your privacy, Outlook prevented automatic download of some pictures in this message.

Hi Richard Chun,

Thanks for submitting your photos!

We've received your information and the verification process has begun. You can check the status of the verification process on your dashboard.

Thank you,

The ASU team

You will receive an email informing you that your ID verification review has started.

# Dashboard after completing verification

## Example of a successful ID verification

The screenshot shows a course card for 'MAT 117 College Algebra and Problem Solving' with a grade of '75 / C'. To the right, a yellow box indicates 'ID Status Verified' with the message: 'Congratulations, your ID Verification was successful.'

START	CREDITS	GRADE
Today	3 Credits	75 / C

ID Status  
Verified

Congratulations, your ID Verification was successful.

## Example of an unsuccessful ID verification

The screenshot shows two course cards: 'MAT 117 College Algebra and Problem Solving' and 'EA 11 Foundations for Earned Admission'. The first card has an 'Upgrade' button. To the right, a yellow box indicates 'ID Status Verification Failed' with instructions: 'Please include a photo id picture: driver's license, passport, id card, etc' and a link to 'Click here to try again.'

START	CREDITS
1/3/2020	3 Credits

Upgrade

START	CREDITS
1/3/2020	0 Credits

ID Status  
Verification Failed

Please include a photo id picture: driver's license, passport, id card, etc

[Click here to try again.](#)

- Once completing verification, you can see your status on your dashboard.
- If the status is “verified” that means the student completed verification successfully.
- If the status is “denied,” you will be given an opportunity to redo ID verification with an explanation why your ID was denied.
- It is important to complete verification before any proctored exams.

# Classes Available: [ea.asu.edu/courses](https://ea.asu.edu/courses)

## Current Course Offerings

- EA 11: Foundations for Earned Admission (self paced)
- AST 111: Online Introduction to Astronomy (8 weeks; 4 credits)
- BIO 100: Online Biology (15 weeks; 4 credits)
- CHM 114: Online General Chemistry for Engineers (8 weeks; 4 credits)
- CIS 105: Online Computer Science (8 weeks; 3 credits)
- CIS 194: Online Business Technology Fundamentals (Self paced; 1 credit)
- CIS 308: Online Excel in Business (8 weeks; 3 credits)
- CIS 394: Online Location Analytics for Business (8 weeks; 3 credits)
- CSE 110: Online Introduction to Programming (15 weeks; 3 credits)
- FSE 100: Online Introduction to Engineering (15 weeks; 2 credits)
- FSE 150: Online Engineering Grand Challenges (8 weeks; 3 credits)
- MAT 117: Online College Algebra (15 weeks/self-paced; 3 credits)
- SOC 101: Online Introduction to Sociology (8 weeks; 3 credits)
- SST 220: Online Introduction to Social Transformation (8 weeks; 3 credits)
- ECN 211: Online Macroeconomics (8 weeks; 3 credits)
- MAT 170: Online Precalculus (15 weeks/self-paced; 3 credits)
- MAT 210: Online Business Calculus (15 weeks/self-paced; 3 credits)
- MAT 265 Online Calculus for Engineers (15 weeks/self-paced; 3 credits)
- SES 106: Online Earth and Space Science (15 weeks; 4 credits)

# Professor-Instructed Classes Available:

[ea.asu.edu/courses](https://ea.asu.edu/courses)

## Current Course Offerings

- PSY 101: Online Introduction to Psychology (3/15/22 start date; 8 weeks; 3 credits)
- ENG 102: Online English Composition II (3/15/22 start date; 8 weeks; 3 credits)
- ENG 101: Online English Composition (3/15/22 start date; 8 weeks/self paced; 3 credits)
- ECN 212: Online Principles of Microeconomics (3/15/22 start date; 8 weeks; 3 credits)
- COM 100: Online Introduction to Communication (6/7/22 start date; 8 weeks; 3 credits)
- MAT 142: Online College Mathematics (3/15/22 start date; 8 weeks; 3 credits)
- HEP 100: Online Introduction to Health (3/15/22 start date; 8 weeks; 3 credits)
- ACC 231: Online Accounting for Business (3/15/22 start date; 8 weeks; 3 credits)
- ASM 246: Online Paleoanthropology (3/15/22 start date; 8 weeks; 3 credits)
- CEE 181: Online Sustainable Engineering (3/15/22 start date; 8 weeks; 3 credits)
- CIS 310: Online Business Data Visualization (3/15/22 start date; 8 weeks; 3 credits)
- CIS 309: Online Business Process Management (3/15/22 start date; 8 weeks; 3 credits)
- PAF 112: Online Civic Engagement (3/15/22 start date; 8 weeks; 3 credits)
- HST 102: Online History (3/15/22 start date; 8 weeks; 3 credits)

# Cost

\$25.00 - Eligibility Fee to register per course  
(Application Fee)

\$400.00 - Purchase credits for completed  
classes that you are happy with the final  
grade, this will then be added to your  
academic transcript

# **Student Frequently Asked Questions**

# Frequently Asked Questions

## How many hours per week can I expect to spend on each course?

Last updated February 27, 2018

You should be prepared to spend 5 hours a week on coursework for every 1 course credit.

This means that for a 3 credit course, you should expect to spend around 15 hours a week on coursework.

# Frequently Asked Questions

## What happens if I fail the requirements of exam proctoring?

Last updated March 1, 2018

If you do not meet exam proctoring requirements and would like to receive academic credit for a course, you must retake the course. Proctoring requirements must be met in order to receive credit for an Earned Admission course. Remember, students only pay to convert a course after they successfully complete proctoring requirements and receive a final grade they are satisfied with (must be "C" or higher).



# Frequently Asked Questions

## What if I fail a course?

Last updated February 27, 2018

If students do not pass a course with a grade of “C” or better, they will not be eligible to receive academic credit. The course will not appear on their ASU transcript, and they can re-enroll in the course as many times as needed in order to pass the class. Remember, students only pay to convert a course after they successfully complete all proctoring requirements and receive a final grade they are satisfied with

# Frequently Asked Questions

## What is ID Verification and why do I need it?

Last updated March 1, 2018

To be eligible for academic credit, you must verify your identification for each course you wish to convert for a fee of \$25. This lets us ensure the academic credit you earn appears on your official ASU transcript. You must verify your identification once per year.

## My Classes



< Summer '17 **Fall '17** Spring '18 Summer '18 Fall '18 > ▾

SOC 101 Introductory Sociology

A



Withdraw

ENG 102 First-Year Composition

A



Withdraw/Partial, Partial

[View My Schedule](#)

**Term GPA: 4.00** **Cumulative GPA: 4.00**

[Grade Detail](#) | [Transcripts & Test Scores](#) > | [Hide Grades](#)

[Registration](#) > [Class Search](#) [Books](#) [Blackboard](#)

## Starbucks College Achievement Plan

**Credits Progress**

[Resources](#)

- **Program Eligibility Status:** [Ineligible](#)
- **Current Credits In-Progress:** 0 credits

[Academic Calendar](#) | [ASU Events](#)

**Feb 19:** [Fall 18 Registration & Tuition Payment Guide Available](#)

**Feb 19:** [Fall 18 Schedule of Classes Available](#)

### Unofficial Transcript

View your grade information for all terms in a printable PDF.

### Official Transcript

Order your Official ASU transcript.

### Enrollment Verification

Obtain an official verification of your enrollment.

### Transfer Credit Report

View your Transfer Credit Report.

### Placement/Admission Scores

View your Scores (Eg: AP, SAT, GRE)

# Continuing and Professional Education

Dedicated to improving the skills and talent of working professionals and lifelong learners, through high-quality courses that expand opportunity, fulfill passions and positively impact the future of individuals, organizations and businesses.

- Ideal for those who have *completed* a bachelor's degree
- Easy to show off, resume-ready badges and certificates when you complete a course
  - Varies in price

**[cpe.asu.edu](https://cpe.asu.edu)**

# Helpful Links and Contact Info

## Kupu Pathways

- Web App: <https://kupu.ea.asu.edu>
- Email: [earned@asu.edu](mailto:earned@asu.edu)
- ASU Phone: 844-691-2241

## Continuing Professional Education:

- [cpe.asu.edu](http://cpe.asu.edu)
- [cpe.asu.edu/americorps-benefit](http://cpe.asu.edu/americorps-benefit)
- Raven Gates: [raven.gates@asu.edu](mailto:raven.gates@asu.edu)

## ● Hours of Operation

- 7AM to 6PM AZ Time, M-F
- 24 hour turnaround time
- Email, phone, chat

# Questions?

